






























25 400m Freestyle Women Heat


Official

Total

Rank	Competitor	Age	Club	RT	PTS	Result	
1	 Caitlin Deans	25	 Neptune Swim Club	0.77		4:05.49 Entry: 4:04.69 +0.80	Q
	25m: 13.43 50m: 28.20 (14.77) 75m: 43.23 (15.03) 100m: 58.47 (15.24) 125m: 1:13.86 (15.39) 150m: 1:29.41 (15.55) 175m: 1:44.82 (15.41) 200m: 2:00.32 (15.50) 225m: 2:15.91 (15.59) 250m: 2:31.56 (15.65) 275m: 2:47.32 (15.76) 300m: 3:02.96 (15.64) 325m: 3:18.69 (15.73) 350m: 3:34.39 (15.70) 375m: 3:50.05 (15.66) 400m: 4:05.49 (15.44)						
2	 Erika Fairweather	21	 North Shore Swimming Club	0.79		4:13.47 Entry: 3:57.10 +16.37	Q
	25m: 12.90 50m: 27.17 (14.27) 75m: 41.54 (14.37) 100m: 56.22 (14.68) 125m: 1:11.09 (14.87) 150m: 1:26.10 (15.01) 175m: 1:41.22 (15.12) 200m: 1:56.50 (15.28) 225m: 2:13.72 (17.22) 250m: 2:30.80 (17.08) 275m: 2:48.08 (17.28) 300m: 3:05.15 (17.07) 325m: 3:22.48 (17.33) 350m: 3:39.71 (17.23) 375m: 3:56.84 (17.13) 400m: 4:13.47 (16.63)						
3	 Olivia Emmett	17	 Club 37	0.77		4:17.91 Entry: 4:13.04 +4.87	Q
	25m: 13.50 50m: 28.32 (14.82) 75m: 43.94 (15.62) 100m: 59.76 (15.82) 125m: 1:15.90 (16.14) 150m: 1:32.07 (16.17) 175m: 1:48.56 (16.49) 200m: 2:05.19 (16.63) 225m: 2:22.00 (16.81) 250m: 2:38.78 (16.78) 275m: 2:55.54 (16.76) 300m: 3:12.06 (16.52) 325m: 3:28.46 (16.40) 350m: 3:44.87 (16.41) 375m: 4:01.62 (16.75) 400m: 4:17.91 (16.29)						
4	 Emilia Finer	20	 Neptune Swim Club	0.76		4:18.60 Entry: 4:14.47 +4.13	Q
	25m: 14.30 50m: 29.91 (15.61) 75m: 45.94 (16.03) 100m: 1:02.19 (16.25) 125m: 1:18.42 (16.23) 150m: 1:34.60 (16.18) 175m: 1:50.96 (16.36) 200m: 2:07.35 (16.39) 225m: 2:23.75 (16.40) 250m: 2:40.18 (16.43) 275m: 2:56.69 (16.51) 300m: 3:13.25 (16.56) 325m: 3:29.75 (16.50) 350m: 3:46.19 (16.44) 375m: 4:02.71 (16.52) 400m: 4:18.60 (15.89)						
5	 Jemma Apps (V)	18	 UWA-West Coast Swimming Club	0.76		4:19.05 Entry: 4:20.92 -1.87	Q
	25m: 14.20 50m: 29.73 (15.53) 75m: 45.80 (16.07) 100m: 1:02.12 (16.32) 125m: 1:18.63 (16.51) 150m: 1:35.18 (16.55) 175m: 1:51.78 (16.60) 200m: 2:08.52 (16.74) 225m: 2:25.15 (16.63) 250m: 2:41.71 (16.56) 275m: 2:58.13 (16.42) 300m: 3:14.59 (16.46) 325m: 3:31.01 (16.42) 350m: 3:47.58 (16.57) 375m: 4:03.82 (16.24) 400m: 4:19.05 (15.23)						
6	 Hanna Abdou	18	 Wharenui Swim Club	0.81		4:19.89 Entry: 4:15.71 +4.18	Q
	25m: 14.29 50m: 30.03 (15.74) 75m: 45.90 (15.87) 100m: 1:02.39 (16.49) 125m: 1:18.53 (16.14) 150m: 1:34.84 (16.31) 175m: 1:51.36 (16.52) 200m: 2:08.21 (16.85) 225m: 2:24.61 (16.40) 250m: 2:41.17 (16.56) 275m: 2:57.69 (16.52) 300m: 3:14.10 (16.41) 325m: 3:30.88 (16.78) 350m: 3:47.45 (16.57) 375m: 4:04.07 (16.62) 400m: 4:19.89 (15.82)						
7	 Delinda Thompson (V)	14	 Nepean Swim Club NSW	0.69		4:22.64 Entry: 4:18.59 +4.05	Q
	25m: 13.92 50m: 29.22 (15.30) 75m: 44.94 (15.72) 100m: 1:01.10 (16.16) 125m: 1:17.50 (16.40) 150m: 1:34.18 (16.68) 175m: 1:51.07 (16.89) 200m: 2:08.01 (16.94) 225m: 2:24.94 (16.93) 250m: 2:42.17 (17.23) 275m: 2:59.03 (16.86) 300m: 3:16.06 (17.03) 325m: 3:33.22 (17.16) 350m: 3:50.40 (17.18) 375m: 4:07.23 (16.83) 400m: 4:22.64 (15.41)						
8	 Holli Macdonald	18	 Hamilton Aquatics	0.74		4:22.96 Entry: 4:21.08 +1.88	Q
	25m: 14.07 50m: 29.54 (15.47) 75m: 45.72 (16.18) 100m: 1:02.20 (16.48) 125m: 1:18.73 (16.53) 150m: 1:35.50 (16.77) 175m: 1:52.18 (16.68) 200m: 2:08.89 (16.71) 225m: 2:25.60 (16.71) 250m: 2:42.48 (16.88) 275m: 2:59.37 (16.89) 300m: 3:16.42 (17.05) 325m: 3:33.20 (16.78) 350m: 3:50.03 (16.83) 375m: 4:06.56 (16.53) 400m: 4:22.96 (16.40)						
9	 Olivia Bates	17	 North Shore Swimming Club	0.80		4:24.81 Entry: 4:23.28 +1.53	Q
	25m: 14.29 50m: 30.09 (15.80) 75m: 46.36 (16.27) 100m: 1:02.82 (16.46) 125m: 1:19.48 (16.66) 150m: 1:36.29 (16.81) 175m: 1:53.16 (16.87) 200m: 2:10.02 (16.86) 225m: 2:26.94 (16.92) 250m: 2:43.78 (16.84) 275m: 3:00.53 (16.75) 300m: 3:17.57 (17.04) 325m: 3:34.68 (17.11) 350m: 3:51.79 (17.11) 375m: 4:08.76 (16.97) 400m: 4:24.81 (16.05)						
10	 Nicola Lovell	16	 Blenheim Swimming Club	0.79		4:25.08 Entry: 4:27.71 -2.63	Q
	25m: 14.33 50m: 30.03 (15.70) 75m: 46.10 (16.07) 100m: 1:02.52 (16.42) 125m: 1:19.27 (16.75) 150m: 1:36.08 (16.81) 175m: 1:53.18 (17.10) 200m: 2:10.14 (16.96) 225m: 2:26.99 (16.85) 250m: 2:44.17 (17.18) 275m: 3:01.52 (17.35) 300m: 3:18.68 (17.16) 325m: 3:35.82 (17.14) 350m: 3:53.02 (17.20) 375m: 4:09.84 (16.82) 400m: 4:25.08 (15.24)						
11	 Deotille Videau (V)	16	 Tahiti	0.76		4:25.11 Entry: 4:28.55 -3.44	Q
	25m: 13.98 50m: 29.91 (15.93) 75m: 46.54 (16.63) 100m: 1:03.16 (16.62) 125m: 1:19.78 (16.62) 150m: 1:36.58 (16.80) 175m: 1:53.30 (16.72) 200m: 2:10.35 (17.05) 225m: 2:27.46 (17.11) 250m: 2:44.71 (17.25) 275m: 3:01.85 (17.14) 300m: 3:18.98 (17.13) 325m: 3:36.20 (17.22) 350m: 3:53.19 (16.99) 375m: 4:10.05 (16.86) 400m: 4:25.11 (15.06)						
12	 Alex McIntosh	16	 United Swimming Club	0.68		4:25.48 Entry: 4:26.31 -0.83	Q
	25m: 13.98 50m: 29.17 (15.19) 75m: 45.54 (16.37) 100m: 1:02.36 (16.82) 125m: 1:19.09 (16.73) 150m: 1:35.90 (16.81) 175m: 1:52.66 (16.76) 200m: 2:09.57 (16.91) 225m: 2:26.51 (16.94) 250m: 2:43.67 (17.16) 275m: 3:00.85 (17.18) 300m: 3:17.92 (17.07) 325m: 3:35.03 (17.11) 350m: 3:52.21 (17.18) 375m: 4:09.15 (16.94) 400m: 4:25.48 (16.33)						
13	 Isobella Davoren	17	 Mt Maunganui Swimming Club	0.78		4:25.71 Entry: 4:24.69 +1.02	Q
	25m: 14.47 50m: 30.33 (15.86) 75m: 46.99 (16.66) 100m: 1:03.50 (16.51) 125m: 1:20.44 (16.94) 150m: 1:37.36 (16.92) 175m: 1:54.32 (16.96) 200m: 2:11.09 (16.77) 225m: 2:28.13 (17.04) 250m: 2:45.02 (16.89) 275m: 3:02.05 (17.03) 300m: 3:18.70 (16.65) 325m: 3:35.71 (17.01) 350m: 3:52.40 (16.69) 375m: 4:09.61 (17.21) 400m: 4:25.71 (16.10)						
14	 Alinta Dingwall (V)	18	 South Australia	0.68		4:26.31 Entry: 4:26.27 +0.04	Q
	25m: 14.15 50m: 29.75 (15.60) 75m: 45.62 (15.87) 100m: 1:01.82 (16.20) 125m: 1:18.21 (16.39) 150m: 1:34.83 (16.62)						

175m: 1:51.58 (16.75) 200m: 2:08.49 (16.91) 225m: 2:25.35 (16.86) 250m: 2:42.34 (16.99) 275m: 2:59.41 (17.07)
300m: 3:16.81 (17.40) 325m: 3:34.26 (17.45) 350m: 3:51.78 (17.52) 375m: 4:09.33 (17.55) 400m: 4:26.31 (16.98)

15  **Maia Adams** 0.72 **4:26.79**
Entry: 4:28.20 -1.41 Q


21  **Pirates Swim Team**


25m: 14.17 50m: 30.11 (15.94) 75m: 46.53 (16.42) 100m: 1:03.37 (16.84) 125m: 1:20.33 (16.96) 150m: 1:37.46 (17.13)
175m: 1:54.62 (17.16) 200m: 2:11.99 (17.37) 225m: 2:29.15 (17.16) 250m: 2:46.22 (17.07) 275m: 3:03.26 (17.04)
300m: 3:20.44 (17.18) 325m: 3:37.23 (16.79) 350m: 3:54.06 (16.83) 375m: 4:10.81 (16.75) 400m: 4:26.79 (15.98)

16  **Kezia Buissonne** 0.78 **4:27.85**
Entry: 4:23.17 +4.68 Q

17  **North Shore Swimming Club**

25m: 14.48 50m: 30.61 (16.13) 75m: 47.00 (16.39) 100m: 1:03.69 (16.69) 125m: 1:20.36 (16.67) 150m: 1:37.31 (16.95)
175m: 1:54.21 (16.90) 200m: 2:11.18 (16.97) 225m: 2:28.15 (16.97) 250m: 2:45.17 (17.02) 275m: 3:02.35 (17.18)
300m: 3:19.57 (17.22) 325m: 3:36.54 (16.97) 350m: 3:53.82 (17.28) 375m: 4:11.02 (17.20) 400m: 4:27.85 (16.83)

17  **Indiana Riley** 0.76 **4:28.27**
Entry: 4:28.28 -0.01 Q


17  **Hamilton Aquatics**


25m: 14.27 50m: 30.23 (15.96) 75m: 46.53 (16.30) 100m: 1:03.03 (16.50) 125m: 1:19.97 (16.94) 150m: 1:36.95 (16.98)
175m: 1:54.09 (17.14) 200m: 2:11.18 (17.09) 225m: 2:28.14 (16.96) 250m: 2:45.43 (17.29) 275m: 3:02.44 (17.01)
300m: 3:19.57 (17.13) 325m: 3:36.62 (17.05) 350m: 3:53.87 (17.25) 375m: 4:11.26 (17.39) 400m: 4:28.27 (17.01)

18  **Abby Davidson** 0.75 **4:29.16**
Entry: 4:28.29 +0.87 Q

19  **United Swimming Club**

25m: 13.85 50m: 30.02 (16.17) 75m: 46.65 (16.63) 100m: 1:03.60 (16.95) 125m: 1:20.63 (17.03) 150m: 1:37.86 (17.23)
175m: 1:55.09 (17.23) 200m: 2:12.34 (17.25) 225m: 2:29.71 (17.37) 250m: 2:47.06 (17.35) 275m: 3:04.19 (17.13)
300m: 3:21.27 (17.08) 325m: 3:38.33 (17.06) 350m: 3:55.55 (17.22) 375m: 4:12.55 (17.00) 400m: 4:29.16 (16.61)

19  **Hope Wang** 0.71 **4:29.92**
Entry: 4:25.15 +4.77 Q


14  **Phoenix Aquatics**


25m: 14.07 50m: 30.08 (16.01) 75m: 46.47 (16.39) 100m: 1:03.39 (16.92) 125m: 1:20.48 (17.09) 150m: 1:37.70 (17.22)
175m: 1:54.93 (17.23) 200m: 2:12.23 (17.30) 225m: 2:29.63 (17.40) 250m: 2:46.94 (17.31) 275m: 3:04.29 (17.35)
300m: 3:21.90 (17.61) 325m: 3:39.22 (17.32) 350m: 3:56.61 (17.39) 375m: 4:13.53 (16.92) 400m: 4:29.92 (16.39)

20  **Octavia Mahoney** 0.65 **4:29.94**
Entry: 4:30.17 -0.23 Q


14  **United Swimming Club**

25m: 13.70 50m: 29.41 (15.71) 75m: 45.63 (16.22) 100m: 1:02.08 (16.45) 125m: 1:18.72 (16.64) 150m: 1:35.69 (16.97)
175m: 1:52.62 (16.93) 200m: 2:10.23 (17.61) 225m: 2:27.70 (17.47) 250m: 2:45.33 (17.63) 275m: 3:02.95 (17.62)
300m: 3:20.73 (17.78) 325m: 3:38.49 (17.76) 350m: 3:56.34 (17.85) 375m: 4:14.55 (18.21) 400m: 4:29.94 (15.39)

21  **Alexis Buissonne** 0.80 **4:30.02**
Entry: 4:27.62 +2.40 Q


17  **North Shore Swimming Club**


25m: 14.41 50m: 30.64 (16.23) 75m: 47.28 (16.64) 100m: 1:04.04 (16.76) 125m: 1:20.65 (16.61) 150m: 1:37.79 (17.14)
175m: 1:54.96 (17.17) 200m: 2:11.89 (16.93) 225m: 2:28.93 (17.04) 250m: 2:45.98 (17.05) 275m: 3:03.33 (17.35)
300m: 3:20.76 (17.43) 325m: 3:38.03 (17.27) 350m: 3:55.52 (17.49) 375m: 4:12.98 (17.46) 400m: 4:30.02 (17.04)

22  **Shae Jackson** 0.75 **4:30.16**
Entry: 4:28.23 +1.93 Q


17  **North Canterbury Swim Club Inc**


25m: 14.94 50m: 30.83 (15.89) 75m: 46.97 (16.14) 100m: 1:03.73 (16.76) 125m: 1:20.60 (16.87) 150m: 1:37.92 (17.32)
175m: 1:55.44 (17.52) 200m: 2:12.85 (17.41) 225m: 2:29.85 (17.00) 250m: 2:47.21 (17.36) 275m: 3:04.58 (17.37)
300m: 3:22.13 (17.55) 325m: 3:39.13 (17.00) 350m: 3:56.21 (17.08) 375m: 4:13.64 (17.43) 400m: 4:30.16 (16.52)

23  **Macy Hains** 0.79 **4:30.61**
Entry: 4:34.03 -3.42 Q


17  **Club 37**


25m: 14.45 50m: 30.83 (16.38) 75m: 47.59 (16.76) 100m: 1:04.51 (16.92) 125m: 1:21.55 (17.04) 150m: 1:38.73 (17.18)
175m: 1:56.03 (17.30) 200m: 2:13.27 (17.24) 225m: 2:30.41 (17.14) 250m: 2:47.95 (17.54) 275m: 3:05.23 (17.28)
300m: 3:22.56 (17.33) 325m: 3:39.74 (17.18) 350m: 3:57.15 (17.41) 375m: 4:14.14 (16.99) 400m: 4:30.61 (16.47)

24  **Charlotte Aburn** 0.79 **4:30.89**
Entry: 4:32.13 -1.24 Q


17  **Neptune Swim Club**


25m: 14.43 50m: 30.29 (15.86) 75m: 47.01 (16.72) 100m: 1:03.90 (16.89) 125m: 1:20.76 (16.86) 150m: 1:37.92 (17.16)
175m: 1:55.04 (17.12) 200m: 2:12.37 (17.33) 225m: 2:29.59 (17.22) 250m: 2:46.85 (17.26) 275m: 3:04.21 (17.36)
300m: 3:21.70 (17.49) 325m: 3:39.43 (17.73) 350m: 3:56.91 (17.48) 375m: 4:14.02 (17.11) 400m: 4:30.89 (16.87)

25  **Sadie Percy** 0.86 **4:32.21**
Entry: 4:36.28 -4.07 Q


15  **Pirates Swim Team**


25m: 14.74 50m: 31.22 (16.48) 75m: 48.33 (17.11) 100m: 1:05.57 (17.24) 125m: 1:22.85 (17.28) 150m: 1:40.16 (17.31)
175m: 1:57.37 (17.21) 200m: 2:14.77 (17.40) 225m: 2:32.02 (17.25) 250m: 2:49.36 (17.34) 275m: 3:06.69 (17.33)
300m: 3:23.96 (17.27) 325m: 3:41.08 (17.12) 350m: 3:58.35 (17.27) 375m: 4:15.49 (17.14) 400m: 4:32.21 (16.72)

26  **Bella Cain-Townley** 0.74 **4:32.36**
Entry: 4:33.12 -0.76 Q

16  **Nelson South Swim Club**

25m: 14.31 50m: 30.60 (16.29) 75m: 47.07 (16.47) 100m: 1:04.08 (17.01) 125m: 1:21.19 (17.11) 150m: 1:38.44 (17.25)
175m: 1:55.72 (17.28) 200m: 2:13.30 (17.58) 225m: 2:30.31 (17.01) 250m: 2:47.77 (17.46) 275m: 3:05.18 (17.41)
300m: 3:22.92 (17.74) 325m: 3:40.28 (17.36) 350m: 3:58.10 (17.82) 375m: 4:15.70 (17.60) 400m: 4:32.36 (16.66)

27  **Paige Conley** 0.77 **4:32.43**
Entry: 4:30.75 +1.68 Q

16  **Whanganui Swimming Club**

25m: 14.56 50m: 30.20 (15.64) 75m: 46.69 (16.49) 100m: 1:04.00 (17.31) 125m: 1:21.21 (17.21) 150m: 1:38.67 (17.46)
175m: 1:56.04 (17.37) 200m: 2:13.59 (17.55) 225m: 2:30.86 (17.27) 250m: 2:48.56 (17.70) 275m: 3:06.47 (17.91)
300m: 3:24.05 (17.58) 325m: 3:41.67 (17.62) 350m: 3:59.51 (17.84) 375m: 4:16.78 (17.27) 400m: 4:32.43 (15.65)

28  **Annalise Miller** 0.75 **4:32.44**
Entry: 4:36.56 -4.12 Q

13  **Neptune Swim Club**

25m: 14.34 50m: 30.12 (15.78) 75m: 46.52 (16.40) 100m: 1:03.40 (16.88) 125m: 1:20.50 (17.10) 150m: 1:37.72 (17.22)
175m: 1:55.11 (17.39) 200m: 2:12.62 (17.51) 225m: 2:29.98 (17.36) 250m: 2:47.34 (17.36) 275m: 3:04.60 (17.26)
300m: 3:22.03 (17.43) 325m: 3:39.53 (17.50) 350m: 3:57.25 (17.72) 375m: 4:14.74 (17.49) 400m: 4:32.44 (17.70)

29  **Tegen Stewart** 0.84 **4:32.70**
Entry: 4:32.62 +0.08 Q

16  **Nelson South Swim Club**

25m: 15.01 50m: 30.95 (15.94) 75m: 47.93 (16.98) 100m: 1:04.75 (16.82) 125m: 1:22.16 (17.41) 150m: 1:39.40 (17.24)
175m: 1:57.04 (17.64) 200m: 2:14.31 (17.27) 225m: 2:31.58 (17.27) 250m: 2:48.86 (17.28) 275m: 3:06.53 (17.67)


300m: 3:23.97 (17.44) 325m: 3:41.35 (17.38) 350m: 3:58.54 (17.19) 375m: 4:16.02 (17.48) 400m: 4:32.70 (16.68)

30  **Kaylen Tweedie (V)** 0.68 **4:34.61**
Entry: 4:29.26 +5.35 Q


25m: 14.04 50m: 29.74 (15.70) 75m: 45.99 (16.25) 100m: 1:02.74 (16.75) 125m: 1:19.89 (17.15) 150m: 1:36.99 (17.10)
175m: 1:54.46 (17.47) 200m: 2:11.83 (17.37) 225m: 2:29.54 (17.71) 250m: 2:47.16 (17.62) 275m: 3:04.68 (17.52)
300m: 3:22.69 (18.01) 325m: 3:40.78 (18.09) 350m: 3:58.78 (18.00) 375m: 4:17.10 (18.32) 400m: 4:34.61 (17.51)

31  **Indy Leeds** 0.81 **4:34.76**
Entry: 4:34.89 -0.13 R1


25m: 14.64 50m: 30.81 (16.17) 75m: 47.87 (17.06) 100m: 1:05.01 (17.14) 125m: 1:22.58 (17.57) 150m: 1:40.29 (17.71)
175m: 1:58.07 (17.78) 200m: 2:15.63 (17.56) 225m: 2:33.52 (17.89) 250m: 2:51.17 (17.65) 275m: 3:09.04 (17.87)
300m: 3:26.72 (17.68) 325m: 3:43.95 (17.23) 350m: 4:00.97 (17.02) 375m: 4:18.00 (17.03) 400m: 4:34.76 (16.76)

32  **Scout Carter** 0.76 **4:35.20**
Entry: 4:31.35 +3.85 R2

25m: 15.12 50m: 31.65 (16.53) 75m: 48.55 (16.90) 100m: 1:05.53 (16.98) 125m: 1:22.95 (17.42) 150m: 1:40.36 (17.41)
175m: 1:57.91 (17.55) 200m: 2:15.24 (17.33) 225m: 2:32.59 (17.35) 250m: 2:50.22 (17.63) 275m: 3:07.96 (17.74)
300m: 3:25.69 (17.73) 325m: 3:43.06 (17.37) 350m: 4:00.60 (17.54) 375m: 4:18.17 (17.57) 400m: 4:35.20 (17.03)

33  **Maeve McDonnell** 0.73 **4:35.34**
Entry: 4:33.02 +2.32

25m: 14.77 50m: 30.93 (16.16) 75m: 47.89 (16.96) 100m: 1:05.03 (17.14) 125m: 1:22.29 (17.26) 150m: 1:39.59 (17.30)
175m: 1:56.88 (17.29) 200m: 2:14.08 (17.20) 225m: 2:31.66 (17.58) 250m: 2:49.02 (17.36) 275m: 3:06.54 (17.52)
300m: 3:24.14 (17.60) 325m: 3:41.87 (17.73) 350m: 3:59.76 (17.89) 375m: 4:18.03 (18.27) 400m: 4:35.34 (17.31)

34  **Sophie Peters** 0.77 **4:35.60**
Entry: 4:30.65 +4.95


25m: 14.52 50m: 30.34 (15.82) 75m: 47.36 (17.02) 100m: 1:04.40 (17.04) 125m: 1:21.90 (17.50) 150m: 1:39.56 (17.66)
175m: 1:57.13 (17.57) 200m: 2:14.83 (17.70) 225m: 2:32.43 (17.60) 250m: 2:50.16 (17.73) 275m: 3:07.84 (17.68)
300m: 3:25.45 (17.61) 325m: 3:43.17 (17.72) 350m: 4:00.69 (17.52) 375m: 4:18.38 (17.69) 400m: 4:35.60 (17.22)

35  **Meila Gwiazdzinski** 0.75 **4:35.85**
Entry: 4:34.97 +0.88


25m: 14.47 50m: 30.58 (16.11) 75m: 47.17 (16.59) 100m: 1:04.33 (17.16) 125m: 1:21.27 (16.94) 150m: 1:38.69 (17.42)
175m: 1:55.98 (17.29) 200m: 2:13.71 (17.73) 225m: 2:31.34 (17.63) 250m: 2:49.35 (18.01) 275m: 3:07.15 (17.80)
300m: 3:25.29 (18.14) 325m: 3:43.22 (17.93) 350m: 4:01.39 (18.17) 375m: 4:19.12 (17.73) 400m: 4:35.85 (16.73)

36  **Tessa Scott** 0.82 **4:36.31**
Entry: 4:30.45 +5.86


25m: 14.50 50m: 30.56 (16.06) 75m: 47.40 (16.84) 100m: 1:04.32 (16.92) 125m: 1:21.45 (17.13) 150m: 1:39.02 (17.57)
175m: 1:56.67 (17.65) 200m: 2:14.58 (17.91) 225m: 2:32.15 (17.57) 250m: 2:49.81 (17.66) 275m: 3:07.70 (17.89)
300m: 3:25.79 (18.09) 325m: 3:43.78 (17.99) 350m: 4:01.82 (18.04) 375m: 4:19.41 (17.59) 400m: 4:36.31 (16.90)

36  **Rio Sasamoto** 0.74 **4:36.31**
Entry: 4:35.57 +0.74


25m: 15.03 50m: 31.86 (16.83) 75m: 49.14 (17.28) 100m: 1:06.38 (17.24) 125m: 1:24.08 (17.70) 150m: 1:41.67 (17.59)
175m: 1:59.41 (17.74) 200m: 2:17.25 (17.84) 225m: 2:34.60 (17.35) 250m: 2:52.30 (17.70) 275m: 3:09.79 (17.49)
300m: 3:27.75 (17.96) 325m: 3:45.15 (17.40) 350m: 4:02.72 (17.57) 375m: 4:19.70 (16.98) 400m: 4:36.31 (16.61)

38  **Elsie Turrell** 0.80 **4:37.06**
Entry: 4:35.80 +1.26


25m: 15.17 50m: 31.62 (16.45) 75m: 48.58 (16.96) 100m: 1:06.17 (17.59) 125m: 1:23.72 (17.55) 150m: 1:41.45 (17.73)
175m: 1:59.36 (17.91) 200m: 2:17.75 (18.39) 225m: 2:35.59 (17.84) 250m: 2:53.32 (17.73) 275m: 3:11.23 (17.91)
300m: 3:29.35 (18.12) 325m: 3:46.57 (17.22) 350m: 4:03.88 (17.31) 375m: 4:21.06 (17.18) 400m: 4:37.06 (16.00)

39  **Renee Dresner** 0.84 **4:37.27**
Entry: 4:40.93 -3.66


25m: 14.83 50m: 31.25 (16.42) 75m: 47.83 (16.58) 100m: 1:04.56 (16.73) 125m: 1:21.66 (17.10) 150m: 1:39.09 (17.43)
175m: 1:56.73 (17.64) 200m: 2:14.68 (17.95) 225m: 2:32.50 (17.82) 250m: 2:50.51 (18.01) 275m: 3:08.51 (18.00)
300m: 3:26.71 (18.20) 325m: 3:44.70 (17.99) 350m: 4:02.70 (18.00) 375m: 4:20.60 (17.90) 400m: 4:37.27 (16.67)

40  **Sienna Melville (V)** 0.73 **4:37.46**
Entry: 4:37.05 +0.41

25m: 14.76 50m: 31.61 (16.85) 75m: 48.84 (17.23) 100m: 1:06.38 (17.54) 125m: 1:23.93 (17.55) 150m: 1:41.72 (17.79)
175m: 1:59.57 (17.85) 200m: 2:17.49 (17.92) 225m: 2:35.37 (17.88) 250m: 2:53.18 (17.81) 275m: 3:10.63 (17.45)
300m: 3:28.26 (17.63) 325m: 3:45.88 (17.62) 350m: 4:03.09 (17.21) 375m: 4:20.79 (17.70) 400m: 4:37.46 (16.67)

41  **Grace Henderson** 0.82 **4:37.88**
Entry: 4:34.79 +3.09

25m: 15.03 50m: 31.60 (16.57) 75m: 48.87 (17.27) 100m: 1:06.22 (17.35) 125m: 1:23.86 (17.64) 150m: 1:41.78 (17.92)
175m: 1:59.57 (17.79) 200m: 2:17.24 (17.67) 225m: 2:34.84 (17.60) 250m: 2:52.60 (17.76) 275m: 3:10.17 (17.57)
300m: 3:28.11 (17.94) 325m: 3:46.03 (17.92) 350m: 4:03.89 (17.86) 375m: 4:21.34 (17.45) 400m: 4:37.88 (16.54)

42  **Jessica Richardson** 0.77 **4:37.96**
Entry: 4:38.16 -0.20

25m: 14.02 50m: 30.21 (16.19) 75m: 46.89 (16.68) 100m: 1:03.85 (16.96) 125m: 1:20.87 (17.02) 150m: 1:38.31 (17.44)
175m: 1:55.96 (17.65) 200m: 2:13.55 (17.59) 225m: 2:31.60 (18.05) 250m: 2:49.51 (17.91) 275m: 3:07.61 (18.10)
300m: 3:25.72 (18.11) 325m: 3:43.96 (18.24) 350m: 4:02.12 (18.16) 375m: 4:20.36 (18.24) 400m: 4:37.96 (17.60)

43  **Catherine Sonerson** 0.80 **4:38.02**
Entry: 4:43.15 -5.13



25m: 14.62 50m: 31.19 (16.57) 75m: 48.36 (17.17) 100m: 1:05.74 (17.38) 125m: 1:23.15 (17.41) 150m: 1:40.55 (17.40)
175m: 1:57.91 (17.36) 200m: 2:15.64 (17.73) 225m: 2:33.24 (17.60) 250m: 2:51.12 (17.88) 275m: 3:09.24 (18.12)
300m: 3:27.41 (18.17) 325m: 3:45.32 (17.91) 350m: 4:03.46 (18.14) 375m: 4:21.22 (17.76) 400m: 4:38.02 (16.80)


44  **Brooke Humphries** 0.76 **4:38.17**
Entry: 4:38.85 -0.68

25m: 14.36 50m: 30.75 (16.39) 75m: 47.80 (17.05) 100m: 1:05.13 (17.33) 125m: 1:22.89 (17.76) 150m: 1:40.30 (17.41)
175m: 1:57.94 (17.64) 200m: 2:15.75 (17.81) 225m: 2:33.59 (17.84) 250m: 2:51.63 (18.04) 275m: 3:09.56 (17.93)
300m: 3:27.60 (18.04) 325m: 3:45.39 (17.79) 350m: 4:03.06 (17.67) 375m: 4:21.07 (18.01) 400m: 4:38.17 (17.10)



45  **Phoebe Nettle** 15  **Trojans Swim Club** 0.69 **4:38.26**
Entry: 4:39.51 **-1.25**
25m: 14.53 50m: 31.02 (16.49) 75m: 48.02 (17.00) 100m: 1:05.39 (17.37) 125m: 1:22.85 (17.46) 150m: 1:40.42 (17.57)
175m: 1:58.06 (17.64) 200m: 2:15.98 (17.92) 225m: 2:33.86 (17.88) 250m: 2:51.88 (18.02) 275m: 3:09.77 (17.89)
300m: 3:27.89 (18.12) 325m: 3:45.53 (17.64) 350m: 4:03.65 (18.12) 375m: 4:21.23 (17.58) 400m: 4:38.26 (17.03)



46  **Laura Menzies** 16  **Wharemaui Swim Club** 0.78 **4:38.37**
Entry: 4:28.01 **+10.36**
25m: 14.12 50m: 30.39 (16.27) 75m: 47.21 (16.82) 100m: 1:04.39 (17.18) 125m: 1:21.66 (17.27) 150m: 1:39.04 (17.38)
175m: 1:56.70 (17.66) 200m: 2:14.42 (17.72) 225m: 2:31.94 (17.52) 250m: 2:49.87 (17.93) 275m: 3:07.68 (17.81)
300m: 3:25.75 (18.07) 325m: 3:43.81 (18.06) 350m: 4:02.04 (18.23) 375m: 4:20.24 (18.20) 400m: 4:38.37 (18.13)



47  **Amelia McEwan** 13  **Mt Maunganui Swimming Club** 0.76 **4:38.85**
Entry: 4:44.85 **-6.00**
25m: 14.90 50m: 31.78 (16.88) 75m: 49.37 (17.59) 100m: 1:06.81 (17.44) 125m: 1:24.68 (17.87) 150m: 1:42.62 (17.94)
175m: 2:00.52 (17.90) 200m: 2:18.57 (18.05) 225m: 2:36.61 (18.04) 250m: 2:54.80 (18.19) 275m: 3:12.85 (18.05)
300m: 3:30.92 (18.07) 325m: 3:48.57 (17.65) 350m: 4:06.28 (17.71) 375m: 4:23.60 (17.32) 400m: 4:38.85 (15.25)

48  **Gypsy Johns (V)** 15  **Nepean Swim Club NSW** 0.79 **4:39.06**
Entry: 4:40.44 **-1.38**
25m: 14.50 50m: 31.13 (16.63) 75m: 48.13 (17.00) 100m: 1:05.63 (17.50) 125m: 1:22.80 (17.17) 150m: 1:40.54 (17.74)
175m: 1:58.03 (17.49) 200m: 2:15.69 (17.66) 225m: 2:33.10 (17.41) 250m: 2:51.02 (17.92) 275m: 3:08.71 (17.69)
300m: 3:26.88 (18.17) 325m: 3:45.02 (18.14) 350m: 4:03.58 (18.56) 375m: 4:21.48 (17.90) 400m: 4:39.06 (17.58)


49  **Jenna Borea** 13  **Jasi Swim Club** 0.77 **4:39.22**
Entry: 4:36.71 **+2.51**
25m: 15.15 50m: 31.56 (16.41) 75m: 48.56 (17.00) 100m: 1:06.07 (17.51) 125m: 1:23.69 (17.62) 150m: 1:41.51 (17.82)
175m: 1:59.44 (17.93) 200m: 2:17.27 (17.83) 225m: 2:35.18 (17.91) 250m: 2:53.20 (18.02) 275m: 3:11.14 (17.94)
300m: 3:29.42 (18.28) 325m: 3:47.51 (18.09) 350m: 4:05.47 (17.96) 375m: 4:23.17 (17.70) 400m: 4:39.22 (16.05)

50  **Pippa Jory** 16  **Jasi Swim Club** 0.79 **4:39.56**
Entry: 4:41.11 **-1.55**
25m: 14.78 50m: 31.65 (16.87) 75m: 49.09 (17.44) 100m: 1:06.75 (17.66) 125m: 1:24.47 (17.72) 150m: 1:42.29 (17.82)
175m: 2:00.11 (17.82) 200m: 2:18.06 (17.95) 225m: 2:35.87 (17.81) 250m: 2:53.74 (17.87) 275m: 3:11.52 (17.78)
300m: 3:29.34 (17.82) 325m: 3:47.26 (17.92) 350m: 4:05.08 (17.82) 375m: 4:22.67 (17.59) 400m: 4:39.56 (16.89)



51  **Jessica Henderson (V)** 19  **Off The Blocks Swim Team AUS** 0.71 **4:39.65**
Entry: 4:39.27 **+0.38**
25m: 14.89 50m: 31.62 (16.73) 75m: 48.89 (17.27) 100m: 1:06.50 (17.61) 125m: 1:23.90 (17.40) 150m: 1:41.70 (17.80)
175m: 1:59.75 (18.05) 200m: 2:17.76 (18.01) 225m: 2:35.74 (17.98) 250m: 2:53.52 (17.78) 275m: 3:11.36 (17.84)
300m: 3:29.61 (18.25) 325m: 3:47.62 (18.01) 350m: 4:05.09 (17.47) 375m: 4:22.98 (17.89) 400m: 4:39.65 (16.67)

52  **Helena Yule** 14  **North Shore Swimming Club** 0.76 **4:39.72**
Entry: 4:34.54 **+5.18**
25m: 14.58 50m: 30.81 (16.23) 75m: 47.39 (16.58) 100m: 1:04.40 (17.01) 125m: 1:21.53 (17.13) 150m: 1:38.91 (17.38)
175m: 1:56.60 (17.69) 200m: 2:14.62 (18.02) 225m: 2:32.70 (18.08) 250m: 2:50.88 (18.18) 275m: 3:09.00 (18.12)
300m: 3:27.13 (18.13) 325m: 3:45.53 (18.40) 350m: 4:03.87 (18.34) 375m: 4:22.14 (18.27) 400m: 4:39.72 (17.58)



53  **Sophia Kivileva** 13  **Wharemaui Swim Club** 0.68 **4:39.84**
Entry: 4:43.68 **-3.84**
25m: 15.12 50m: 31.51 (16.39) 75m: 48.42 (16.91) 100m: 1:05.85 (17.43) 125m: 1:23.56 (17.71) 150m: 1:41.51 (17.95)
175m: 1:59.57 (18.06) 200m: 2:17.77 (18.20) 225m: 2:35.96 (18.19) 250m: 2:54.10 (18.14) 275m: 3:12.10 (18.00)
300m: 3:30.02 (17.92) 325m: 3:48.13 (18.11) 350m: 4:06.16 (18.03) 375m: 4:23.94 (17.78) 400m: 4:39.84 (15.90)

54  **Indie Herbert** 13  **Parnell Swimming** 0.81 **4:39.85**
Entry: 4:46.87 **-7.02**
25m: 14.76 50m: 31.21 (16.45) 75m: 48.33 (17.12) 100m: 1:05.80 (17.47) 125m: 1:23.50 (17.70) 150m: 1:41.67 (18.17)
175m: 1:59.77 (18.10) 200m: 2:17.97 (18.20) 225m: 2:35.81 (17.84) 250m: 2:53.73 (17.92) 275m: 3:11.55 (17.82)
300m: 3:29.74 (18.19) 325m: 3:47.51 (17.77) 350m: 4:05.25 (17.74) 375m: 4:22.95 (17.70) 400m: 4:39.85 (16.90)

55  **Isabella Miller** 16  **Neptune Swim Club** 0.75 **4:39.95**
Entry: 4:42.55 **-2.60**
25m: 14.91 50m: 31.74 (16.83) 75m: 49.05 (17.31) 100m: 1:06.64 (17.59) 125m: 1:24.42 (17.78) 150m: 1:42.18 (17.76)
175m: 2:00.13 (17.95) 200m: 2:18.36 (18.23) 225m: 2:36.24 (17.88) 250m: 2:54.30 (18.06) 275m: 3:12.10 (17.80)
300m: 3:30.35 (18.25) 325m: 3:48.17 (17.82) 350m: 4:06.20 (18.03) 375m: 4:23.58 (17.38) 400m: 4:39.95 (16.37)

56  **Megan Scott** 15  **Swim Timaru** 0.74 **4:40.13**
Entry: 4:37.58 **+2.55**
25m: 14.51 50m: 31.31 (16.80) 75m: 48.66 (17.35) 100m: 1:05.90 (17.24) 125m: 1:23.38 (17.48) 150m: 1:40.99 (17.61)
175m: 1:58.65 (17.66) 200m: 2:16.51 (17.86) 225m: 2:34.38 (17.87) 250m: 2:52.42 (18.04) 275m: 3:10.25 (17.83)
300m: 3:28.43 (18.18) 325m: 3:46.44 (18.01) 350m: 4:04.47 (18.03) 375m: 4:22.49 (18.02) 400m: 4:40.13 (17.64)

57  **Lara Streletsky** 16  **Wharemaui Swim Club** 0.86 **4:41.16**
Entry: 4:43.86 **-2.70**
25m: 15.12 50m: 31.95 (16.83) 75m: 49.08 (17.13) 100m: 1:06.92 (17.84) 125m: 1:24.71 (17.79) 150m: 1:42.57 (17.86)
175m: 2:00.48 (17.91) 200m: 2:18.63 (18.15) 225m: 2:36.44 (17.81) 250m: 2:54.24 (17.80) 275m: 3:11.85 (17.61)
300m: 3:30.07 (18.22) 325m: 3:48.25 (18.18) 350m: 4:06.73 (18.48) 375m: 4:24.44 (17.71) 400m: 4:41.16 (16.72)

58  **Sophie Martin** 17  **SwimZone Racing** 0.75 **4:41.22**
Entry: 4:38.98 **+2.24**
25m: 14.62 50m: 31.54 (16.92) 75m: 48.71 (17.17) 100m: 1:05.98 (17.27) 125m: 1:23.41 (17.43) 150m: 1:40.97 (17.56)
175m: 1:58.83 (17.86) 200m: 2:16.55 (17.72) 225m: 2:34.30 (17.75) 250m: 2:52.20 (17.90) 275m: 3:10.16 (17.96)
300m: 3:28.31 (18.15) 325m: 3:46.40 (18.09) 350m: 4:04.69 (18.29) 375m: 4:23.56 (18.87) 400m: 4:41.22 (17.66)

59  **Piper Rogers** 17  **Tawa Swimming Club** 0.72 **4:41.28**
Entry: 4:45.04 **-3.76**



25m: 14.51 50m: 31.10 (16.59) 75m: 48.10 (17.00) 100m: 1:05.50 (17.40) 125m: 1:23.23 (17.73) 150m: 1:41.12 (17.89)
175m: 1:59.19 (18.07) 200m: 2:17.34 (18.15) 225m: 2:35.69 (18.35) 250m: 2:53.86 (18.17) 275m: 3:12.25 (18.39)
300m: 3:30.42 (18.17) 325m: 3:48.60 (18.18) 350m: 4:06.59 (17.99) 375m: 4:24.50 (17.91) 400m: 4:41.28 (16.78)

60  **Ashley Calcott** 17  **St Paul's Swimming Club** 0.79 **4:41.34**
Entry: 4:44.85 **-3.51**



25m: 15.40 50m: 32.68 (17.28) 75m: 50.29 (17.61) 100m: 1:08.16 (17.87) 125m: 1:25.61 (17.45) 150m: 1:43.34 (17.73)
175m: 2:01.27 (17.93) 200m: 2:19.00 (17.73) 225m: 2:36.67 (17.67) 250m: 2:54.67 (18.00) 275m: 3:12.36 (17.69)
300m: 3:30.01 (17.65) 325m: 3:47.87 (17.86) 350m: 4:06.20 (18.33) 375m: 4:24.17 (17.97) 400m: 4:41.34 (17.17)

61  **Vienna O'Connor (V)** 13  **Nepean Swim Club NSW** 0.75 **4:44.04**
Entry: 4:46.21 **-2.17**



25m: 15.05 50m: 31.53 (16.48) 75m: 49.00 (17.47) 100m: 1:06.43 (17.43) 125m: 1:24.29 (17.86) 150m: 1:42.20 (17.91)
175m: 2:00.19 (17.99) 200m: 2:18.51 (18.32) 225m: 2:36.89 (18.38) 250m: 2:55.44 (18.55) 275m: 3:13.66 (18.22)
300m: 3:31.91 (18.25) 325m: 3:49.67 (17.76) 350m: 4:08.00 (18.33) 375m: 4:26.36 (18.36) 400m: 4:44.04 (17.68)

62  **Poppy Van Geneijgen** 15  **Hamilton Aquatics** 0.81 **4:44.21**
Entry: 4:44.29 **-0.08**

25m: 14.85 50m: 31.73 (16.88) 75m: 49.17 (17.44) 100m: 1:06.88 (17.71) 125m: 1:24.82 (17.94) 150m: 1:42.68 (17.86)
175m: 2:00.71 (18.03) 200m: 2:18.78 (18.07) 225m: 2:37.06 (18.28) 250m: 2:55.24 (18.18) 275m: 3:13.31 (18.07)
300m: 3:31.59 (18.28) 325m: 3:49.61 (18.02) 350m: 4:08.06 (18.45) 375m: 4:26.32 (18.26) 400m: 4:44.21 (17.89)

63  **Gemma Hay** 15  **Hamilton Aquatics** 0.74 **4:44.46**
Entry: 4:43.93 **+0.53**

25m: 15.01 50m: 31.62 (16.61) 75m: 48.77 (17.15) 100m: 1:06.10 (17.33) 125m: 1:23.66 (17.56) 150m: 1:41.27 (17.61)
175m: 1:59.04 (17.77) 200m: 2:16.81 (17.77) 225m: 2:34.83 (18.02) 250m: 2:53.16 (18.33) 275m: 3:11.54 (18.38)
300m: 3:30.10 (18.56) 325m: 3:48.42 (18.32) 350m: 4:07.37 (18.95) 375m: 4:26.27 (18.90) 400m: 4:44.46 (18.19)

64  **Jade Lyles** 14  **Phoenix Aquatics** 0.77 **4:44.61**
Entry: 4:28.67 **+15.94**



25m: 14.22 50m: 30.09 (15.87) 75m: 46.65 (16.56) 100m: 1:03.40 (16.75) 125m: 1:20.64 (17.24) 150m: 1:38.32 (17.68)
175m: 1:56.20 (17.88) 200m: 2:14.16 (17.96) 225m: 2:32.27 (18.11) 250m: 2:50.96 (18.69) 275m: 3:10.01 (19.05)
300m: 3:29.27 (19.26) 325m: 3:48.55 (19.28) 350m: 4:07.72 (19.17) 375m: 4:26.39 (18.67) 400m: 4:44.61 (18.22)

65  **Tandia Fisher** 15  **Wharenui Swim Club** 0.79 **4:46.41**
Entry: 4:33.97 **+12.44**

25m: 14.45 50m: 31.20 (16.75) 75m: 48.39 (17.19) 100m: 1:05.61 (17.22) 125m: 1:23.32 (17.71) 150m: 1:40.94 (17.62)
175m: 1:58.96 (18.02) 200m: 2:17.34 (18.38) 225m: 2:35.49 (18.15) 250m: 2:54.18 (18.69) 275m: 3:12.56 (18.38)
300m: 3:31.51 (18.95) 325m: 3:50.32 (18.81) 350m: 4:09.35 (19.03) 375m: 4:28.42 (19.07) 400m: 4:46.41 (17.99)

66  **Aimee Drennan** 15  **Jasi Swim Club** 0.88 **4:46.85**
Entry: 4:45.39 **+1.46**

25m: 15.37 50m: 32.64 (17.27) 75m: 50.48 (17.84) 100m: 1:08.44 (17.96) 125m: 1:26.62 (18.18) 150m: 1:44.72 (18.10)
175m: 2:02.97 (18.25) 200m: 2:21.01 (18.04) 225m: 2:39.41 (18.40) 250m: 2:57.80 (18.39) 275m: 3:16.24 (18.44)
300m: 3:34.56 (18.32) 325m: 3:52.99 (18.43) 350m: 4:11.52 (18.53) 375m: 4:29.75 (18.23) 400m: 4:46.85 (17.10)

67  **Marli Coverdale** 13  **Club 37** 0.72 **4:47.56**
Entry: 4:46.32 **+1.24**

25m: 15.02 50m: 32.12 (17.10) 75m: 49.73 (17.61) 100m: 1:07.62 (17.89) 125m: 1:25.17 (17.55) 150m: 1:43.45 (18.28)
175m: 2:01.44 (17.99) 200m: 2:19.88 (18.44) 225m: 2:38.35 (18.47) 250m: 2:56.81 (18.46) 275m: 3:15.16 (18.35)
300m: 3:33.67 (18.51) 325m: 3:52.14 (18.47) 350m: 4:10.87 (18.73) 375m: 4:29.50 (18.63) 400m: 4:47.56 (18.06)

68  **Charlotte Ren** 13  **Triton Swim Club** 0.75 **4:48.28**
Entry: 4:54.22 **-5.94**

25m: 15.43 50m: 32.95 (17.52) 75m: 50.76 (17.81) 100m: 1:09.32 (18.56) 125m: 1:27.50 (18.18) 150m: 1:45.99 (18.49)
175m: 2:04.35 (18.36) 200m: 2:23.03 (18.68) 225m: 2:41.41 (18.38) 250m: 2:59.96 (18.55) 275m: 3:18.11 (18.15)
300m: 3:36.55 (18.44) 325m: 3:54.90 (18.35) 350m: 4:13.34 (18.44) 375m: 4:31.23 (17.89) 400m: 4:48.28 (17.05)

69  **Kaylee Smith** 15  **St Paul's Swimming Club** 0.73 **4:49.28**
Entry: 4:44.35 **+4.93**



25m: 15.19 50m: 32.10 (16.91) 75m: 49.60 (17.50) 100m: 1:07.69 (18.09) 125m: 1:25.75 (18.06) 150m: 1:44.16 (18.41)
175m: 2:02.71 (18.55) 200m: 2:21.13 (18.42) 225m: 2:39.81 (18.68) 250m: 2:58.22 (18.41) 275m: 3:16.64 (18.42)
300m: 3:35.13 (18.49) 325m: 3:53.70 (18.57) 350m: 4:12.35 (18.65) 375m: 4:30.94 (18.59) 400m: 4:49.28 (18.34)

70  **Meghan Gibbs** 15  **Tawa Swimming Club** 0.77 **4:49.32**
Entry: 4:47.88 **+1.44**

25m: 14.92 50m: 31.87 (16.95) 75m: 49.51 (17.64) 100m: 1:07.38 (17.87) 125m: 1:25.64 (18.26) 150m: 1:44.16 (18.52)
175m: 2:02.52 (18.36) 200m: 2:21.04 (18.52) 225m: 2:39.53 (18.49) 250m: 2:58.14 (18.61) 275m: 3:16.62 (18.48)
300m: 3:35.46 (18.84) 325m: 3:54.18 (18.72) 350m: 4:12.88 (18.70) 375m: 4:31.34 (18.46) 400m: 4:49.32 (17.98)

71  **Keisha Old** 14  **Tasman Swim Club** 0.85 **4:50.19**
Entry: 4:46.82 **+3.37**



25m: 15.07 50m: 32.50 (17.43) 75m: 50.22 (17.72) 100m: 1:08.44 (18.22) 125m: 1:26.75 (18.31) 150m: 1:45.32 (18.57)
175m: 2:03.78 (18.46) 200m: 2:22.63 (18.85) 225m: 2:41.22 (18.59) 250m: 2:59.71 (18.49) 275m: 3:18.28 (18.57)
300m: 3:36.98 (18.70) 325m: 3:55.88 (18.90) 350m: 4:14.76 (18.88) 375m: 4:32.74 (17.98) 400m: 4:50.19 (17.45)

72  **Evelyn Loh** 13  **Howick Pakuranga** 0.75 **4:50.87**
Entry: 4:54.36 **-3.49**

25m: 15.21 50m: 32.34 (17.13) 75m: 50.17 (17.83) 100m: 1:08.33 (18.16) 125m: 1:26.76 (18.43) 150m: 1:45.24 (18.48)
175m: 2:03.88 (18.64) 200m: 2:22.43 (18.55) 225m: 2:41.03 (18.60) 250m: 2:59.78 (18.75) 275m: 3:18.63 (18.85)
300m: 3:37.32 (18.69) 325m: 3:55.94 (18.62) 350m: 4:14.38 (18.44) 375m: 4:32.93 (18.55) 400m: 4:50.87 (17.94)

73  **Isabelle Blackmore** 16  **St Paul's Swimming Club** 0.76 **4:51.43**
Entry: 4:47.49 **+3.94**

25m: 15.70 50m: 33.50 (17.80) 75m: 51.48 (17.98) 100m: 1:10.12 (18.64) 125m: 1:28.48 (18.36) 150m: 1:47.27 (18.79)
175m: 2:05.74 (18.47) 200m: 2:24.38 (18.64) 225m: 2:42.77 (18.39) 250m: 3:01.47 (18.70) 275m: 3:19.85 (18.38)
300m: 3:38.58 (18.73) 325m: 3:57.06 (18.48) 350m: 4:15.55 (18.49) 375m: 4:33.77 (18.22) 400m: 4:51.43 (17.66)

74  **Amelia-Rose Searle** 14  **North Shore Swimming Club** 0.90 **4:51.63**
Entry: 4:49.95 **+1.68**

25m: 15.24 50m: 32.98 (17.74) 75m: 50.57 (17.59) 100m: 1:09.17 (18.60) 125m: 1:27.55 (18.38) 150m: 1:46.39 (18.84)
175m: 2:04.85 (18.46) 200m: 2:23.55 (18.70) 225m: 2:42.05 (18.50) 250m: 3:00.87 (18.82) 275m: 3:19.48 (18.61)
300m: 3:38.03 (18.55) 325m: 3:56.47 (18.44) 350m: 4:15.25 (18.78) 375m: 4:33.83 (18.58) 400m: 4:51.63 (17.80)

75  **Eva Elers** 13  **Trojans Swim Club** 0.70 **4:52.20**
Entry: 4:51.73 **+0.47**


25m: 15.10 50m: 32.08 (16.98) 75m: 49.93 (17.85) 100m: 1:08.38 (18.45) 125m: 1:27.02 (18.64) 150m: 1:45.81 (18.79)
175m: 2:04.53 (18.72) 200m: 2:23.56 (19.03) 225m: 2:42.11 (18.55) 250m: 3:01.48 (19.37) 275m: 3:20.42 (18.94)
300m: 3:39.67 (19.25) 325m: 3:58.13 (18.46) 350m: 4:17.02 (18.89) 375m: 4:35.71 (18.69) 400m: 4:52.20 (16.49)

76  **Ashley Lam** 13  **Parnell Swimming** 0.75 **4:53.22**
Entry: 4:50.07 **+3.15**

25m: 15.10 50m: 32.80 (17.70) 75m: 50.57 (17.77) 100m: 1:08.91 (18.34) 125m: 1:27.40 (18.49) 150m: 1:46.20 (18.80)
175m: 2:05.10 (18.90) 200m: 2:23.82 (18.72) 225m: 2:42.36 (18.54) 250m: 3:01.91 (19.55) 275m: 3:20.77 (18.86)
300m: 3:39.82 (19.05) 325m: 3:58.60 (18.78) 350m: 4:17.72 (19.12) 375m: 4:35.84 (18.12) 400m: 4:53.22 (17.38)

77  **Merissa Leon** 16  **Howick Pakuranga** 0.87 **4:54.23**
Entry: 4:44.27 **+9.96**


25m: 15.97 50m: 33.47 (17.50) 75m: 51.02 (17.55) 100m: 1:09.43 (18.41) 125m: 1:27.97 (18.54) 150m: 1:46.75 (18.78)
175m: 2:05.38 (18.63) 200m: 2:24.27 (18.89) 225m: 2:43.02 (18.75) 250m: 3:01.91 (18.89) 275m: 3:20.70 (18.79)
300m: 3:39.47 (18.77) 325m: 3:58.39 (18.92) 350m: 4:17.24 (18.85) 375m: 4:36.03 (18.79) 400m: 4:54.23 (18.20)

78  **Jasmine Laban** 13  **Howick Pakuranga** 0.72 **4:55.99**
Entry: 4:50.70 **+5.29**



25m: 15.44 50m: 32.79 (17.35) 75m: 50.36 (17.57) 100m: 1:08.26 (17.90) 125m: 1:26.28 (18.02) 150m: 1:44.13 (17.85)
175m: 2:02.30 (18.17) 200m: 2:20.71 (18.41) 225m: 2:39.39 (18.68) 250m: 2:58.34 (18.95) 275m: 3:17.42 (19.08)
300m: 3:36.88 (19.46) 325m: 3:55.96 (19.08) 350m: 4:15.64 (19.68) 375m: 4:36.06 (20.42) 400m: 4:55.99 (19.93)

79  **Amber Fawcner** 13  **Coast Swimming Club** 0.72 **4:56.49**
Entry: 4:56.42 **+0.07**

25m: 15.33 50m: 32.34 (17.01) 75m: 50.06 (17.72) 100m: 1:08.34 (18.28) 125m: 1:26.96 (18.62) 150m: 1:45.74 (18.78)
175m: 2:04.49 (18.75) 200m: 2:23.41 (18.92) 225m: 2:42.45 (19.04) 250m: 3:01.61 (19.16) 275m: 3:20.83 (19.22)
300m: 3:40.14 (19.31) 325m: 3:59.36 (19.22) 350m: 4:18.57 (19.21) 375m: 4:37.81 (19.24) 400m: 4:56.49 (18.68)

80  **Keira Watt** 13  **Wharenui Swim Club** 0.83 **4:57.47**
Entry: 4:57.66 **-0.19**

25m: 15.19 50m: 32.43 (17.24) 75m: 50.44 (18.01) 100m: 1:08.66 (18.22) 125m: 1:27.49 (18.83) 150m: 1:46.48 (18.99)
175m: 2:05.37 (18.89) 200m: 2:24.73 (19.36) 225m: 2:44.07 (19.34) 250m: 3:03.58 (19.51) 275m: 3:23.13 (19.55)
300m: 3:42.42 (19.29) 325m: 4:01.97 (19.55) 350m: 4:21.19 (19.22) 375m: 4:39.83 (18.64) 400m: 4:57.47 (17.64)

81  **Indie Spalding** 14  **Porirua City Aquatics** 0.72 **4:57.89**
Entry: 4:50.97 **+6.92**

25m: 14.80 50m: 32.19 (17.39) 75m: 49.94 (17.75) 100m: 1:08.50 (18.56) 125m: 1:27.02 (18.52) 150m: 1:45.55 (18.53)
175m: 2:04.27 (18.72) 200m: 2:23.24 (18.97) 225m: 2:42.12 (18.88) 250m: 3:01.61 (19.49) 275m: 3:21.28 (19.67)
300m: 3:40.68 (19.40) 325m: 4:00.25 (19.57) 350m: 4:20.07 (19.82) 375m: 4:39.02 (18.95) 400m: 4:57.89 (18.87)

82  **Kelicia Purcell** 13  **Wharenui Swim Club** 0.72 **5:10.42**
Entry: 4:57.57 **+12.85**

25m: 15.75 50m: 33.06 (17.31) 75m: 51.17 (18.11) 100m: 1:09.82 (18.65) 125m: 1:29.60 (19.78) 150m: 1:49.50 (19.90)
175m: 2:09.73 (20.23) 200m: 2:29.73 (20.00) 225m: 2:50.14 (20.41) 250m: 3:10.72 (20.58) 275m: 3:31.05 (20.33)
300m: 3:51.27 (20.22) 325m: 4:11.05 (19.78) 350m: 4:31.16 (20.11) 375m: 4:51.30 (20.14) 400m: 5:10.42 (19.12)